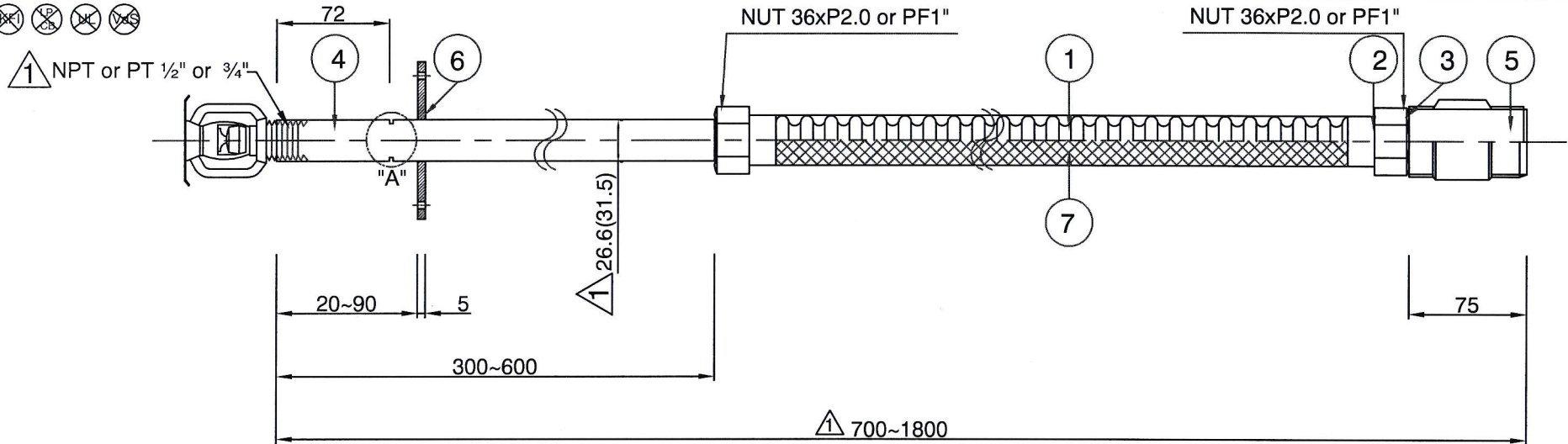
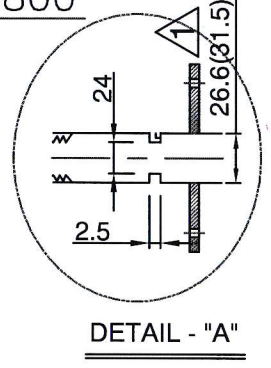
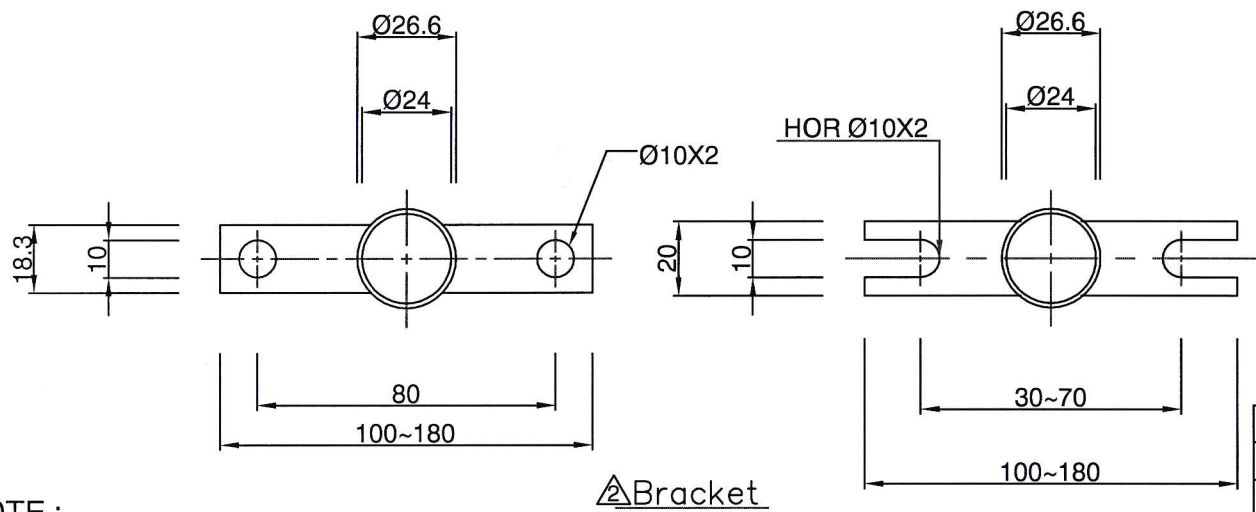


FM ~~1~~ ~~2~~ ~~3~~ ~~4~~ ~~5~~



MODEL : YB28 II-700~1800



7	Braid Wire	STS 304	Ø0.3	
6	Bracket	STS 304		1
5	Nipple	STS 304		1
4	Reducer	STS 304		1
3	O-Ring	SILICONE RUBBER	2.5t	2
2	Slip Nut	STS 304		2
1	Flexible Tube	STS 304	0.3t	1
NO	PART NAME	MATERIAL	SPECIFICATION	Q'TY

NOTE :

1. Use for Cleanroom ceilings Model YB28 II. (Three Piece Style :Two Slip Nut)
2. OLD DWG : SPRINKLER FLEX(R.B SPRINKLER JOINT) YW-DA-015

02.Nov.17	Added Bracket	G.S.J	S.J.Beak		YONG WON E.N.C., LTD	SCALE	DATE	DRAWN	CHECKED	APP'D	DWG NAME	Sprinkler Flex Assembly For Mold Bar TypeII	REV.
10.Aug.17	DWG NO.& Length Changed Added Reducer Size 3/4"	G.S.J				NONE	04.May.04	H.J.Y					DWG NO.
NO	DATE	DESCRIPTION	DRAWN	CHECKED	APP'D	REVISION							